


REK Professional Bollard | 2 x Sizes 533mm/933mm

Lighting an area of transit with more than 20 lux and uniformity greater than 40% by using a distance of 5 metres between bollards is a serious achievement. These parameters are the lifeblood of the collection to ensure it complies with the building regulations required by the Building Technical Code (CTE). Rek is a new feature in the Outdoor catalogue and is available as a highly valuable alternative, since its advanced technical characteristics allow it to fully light a passage by using a smaller number of bollards than if other conventional models were selected, with the guarantee that the area to be illuminated will enjoy perfectly homogeneous lighting. Great care has also been taken when designing its technical features to obtain a collection that's highly resistant to even the most adverse conditions. Rek has an anti-condensation valve included as standard, excellent protection against the entry of dust and pressurised water (IP66), high blow resistance (IK10) and it can even be installed in marine environments thanks to the quality of its aluminium and the cathaphoresis treatment applied before painting.

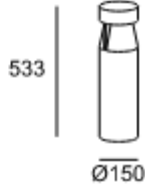


Brand	LEDSC4
Finish	White, black, urban grey, brown, grey, gold, green
Coastal/Seaside	Yes
Lamp Source	LED (changeable)
Colour Temperature	2700°K 3000°K 4000°K
CRI	>80
Wattage	533mm-180°-13.7W 533mm-360°-27W 933mm-180°-19.5W 933-360°-40W
Lumens	13.7W - 27K/3K/4K 325lm 27W - 27K/3K/4K 650lm 19.5W - 27K/3K/4K 459lm 40W - 27K/3K/4K 918lm
Dimensions	150mm Ø x 533mm H 150mm Ø x 933mm H
Power Supply	On-Off DALI Optional Casambi Optional (changeable)
IP Rating	IP66
IK Rating	10
Rated Average Life	50,000hrs L80– B20
Warranty	5Years



REK Professional Bollard | 2 x Sizes 533mm/933mm

REK 533mm 180°



IES

IP 66	IK 10	SEA SIDE SUITABLE	PRO-BASE	LED	DRIVER
----------	----------	----------------------	----------	-----	--------

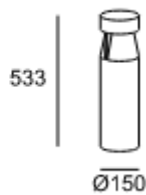
Z5 14* 60* 34* J6* E3* DL*

LED						
K	CRI	W Total	Real Lm	Code		
2700	80	13.7	325	Z5		
				J6		
				55-E025	E3	ON-OFF 100-240V
				55-E026	- DL - CK	DALI-2 220-240V
				55-E027	14	CASAMBI 220-240V
				60		
3000	80	13.7	325	Z5		
				J6		
				55-E025	E3	ON-OFF 100-240V
				55-E026	- DL - CL	DALI-2 220-240V
				55-E027	14	CASAMBI 220-240V
				60		
4000	80	13.7	325	Z5		
				J6		
				55-E025	E3	ON-OFF 100-240V
				55-E026	- DL - CM	DALI-2 220-240V
				55-E027	14	CASAMBI 220-240V
				60		
34						

IP 66	IK 10	SEA SIDE SUITABLE	PRO-BASE	LED	DRIVER
----------	----------	----------------------	----------	-----	--------

Z5 14* 60* 34* J6* E3* DL*

REK 533mm 360°



IES

LED						
K	CRI	W Total	Real Lm	Code		
2700	80	27	650	Z5		
				J6		
				55-E028	E3	ON-OFF 100-240V
				55-E029	- DL - CK	DALI-2 220-240V
				55-E030	14	CASAMBI 220-240V
				60		
3000	80	27	650	Z5		
				J6		
				55-E028	E3	ON-OFF 100-240V
				55-E029	- DL - CL	DALI-2 220-240V
				55-E030	14	CASAMBI 220-240V
				60		
4000	80	27	650	Z5		
				J6		
				55-E028	E3	ON-OFF 100-240V
				55-E029	- DL - CM	DALI-2 220-240V
				55-E030	14	CASAMBI 220-240V
				60		
34						

REK Professional Bollard | 2 x Sizes 533mm/933mm

REK 933mm 180°

IP	IK	SEA SIDE	PRO-BASE	LED	DRIVER
66	10	SUITABLE			

Z5 14* 60* 34* J6* E3* DL*




IES

LED						
K	CRI	W Total	Real Lm	Code		
2700	80	19.5	459		Z5	
					J6	
					E3	ON-OFF 100-240V
				55-E031	- DL - CK	DALI-2 220-240V
				55-E032	14	CASAMBI 220-240V
				60		
				34		
3000	80	19.5	459		Z5	
					J6	
					E3	ON-OFF 100-240V
				55-E031	- DL - CL	DALI-2 220-240V
				55-E032	14	CASAMBI 220-240V
				60		
				34		
4000	80	19.5	459		Z5	
					J6	
					E3	ON-OFF 100-240V
				55-E031	- DL - CM	DALI-2 220-240V
				55-E032	14	CASAMBI 220-240V
				60		
				34		

REK 933mm 360°

IP	IK	SEA SIDE	PRO-BASE	LED	DRIVER
66	10	SUITABLE			

Z5 14* 60* 34* J6* E3* DL*



IES


LED						
K	CRI	W Total	Real Lm	Code		
2700	80	40	918		Z5	
					J6	
					E3	ON-OFF 100-240V
				55-E035	- DL - CK	DALI-2 220-240V
				55-E036	14	CASAMBI 220-240V
				60		
				34		
3000	80	40	918		Z5	
					J6	
					E3	ON-OFF 100-240V
				55-E035	- DL - CL	DALI-2 220-240V
				55-E036	14	CASAMBI 220-240V
				60		
				34		
4000	80	40	918		Z5	
					J6	
					E3	ON-OFF 100-240V
				55-E035	- DL - CM	DALI-2 220-240V
				55-E036	14	CASAMBI 220-240V
				60		
				34		

Fixing accessories Accessoires de fixation



Fixing bolts
Boulons de fixation

Rek 533mm 180° Rek 533mm 360° Rek 933mm 180° Rek 933mm 360°



71-E092-48-48 71-E092-48-48 71-E092-48-48 71-E092-48-48