



The Faze Core Track provides an ideal solution for accent lighting in both residential and commercial spaces. Available in 4 variants, there is an ideal option to suit any project.

FEATURES

- + High CRI - Enhancing architectural features exceptionally
- + Adjustable 90° / Rotatable 350° via a unique off-set hinge design
- + Built in dimmable driver, for an easy install that still complements the final silhouette
- + High quality reflector, for superior light emission
- + Concealed sleek canopy, that ensures effective heat dissipation and safe housing of all components within the fitting
- + Compatible with remote Casambi CBU-TED Bluetooth Controllable Dimmer (71-CASCBU)



GENERAL SPECIFICATIONS

LED	20W
Lumens	1850 lm (3000K) 1920 lm (4000K)
Efficacy	92 lm/w (3000K) 96 lm/w (4000K)
Colour Temperature	<input type="checkbox"/> 3000K, Warm White <input type="checkbox"/> 4000K, Cool White
Material	Powder Coated Aluminium
Finish	White Black
Beam	36° 60°
CRI	92+
IP	20
Colour Deviation	SDCM ≤2
UGR	<17
Lifetime	>55,000hrs L80 B10
Warranty	5 Years

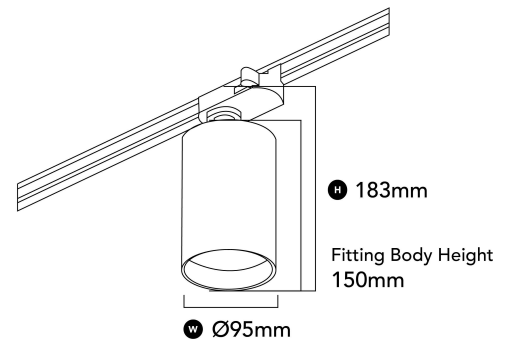
PROJECT DETAILS

PROJECT:

TYPE:

NOTES:

DIMENSIONS (mm)



DRIVER SPECIFICATIONS






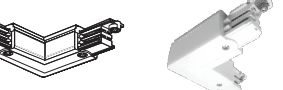





Power	500mA 240V Built-in Dimmable Driver
Dimming	Phase Cut Dimming
Power Factor	> 0.95

PRODUCT CODES

White, 3000K, 60°	118-COTM20W603
White, 4000K, 60°	118-COTM20W604
Black, 3000K, 60°	118-COTM20B603
Black, 4000K, 60°	118-COTM20B604

ACCESSORY CODES

36° Reflector	118-RFLC9536
Black Baffle	118-COR95BB
White Baffle	118-COR95BW
Gold Baffle	118-COR95BG
Black H Baffle	118-COR95HB
White H Baffle	118-COR95HW
Gold H Baffle	118-COR95HG

Component	Diagram	Description	Finishes	Product Code
Track Piece		3 circuit track, available in 1m or 2m lengths.	<input type="checkbox"/> 1m, White <input checked="" type="checkbox"/> 1m, Black <input type="checkbox"/> 2m, White <input checked="" type="checkbox"/> 2m, Black	83-3C1MW 83-3C1MB 83-3C2MW 83-3C2MB
Feed Piece		The feed piece connects at the start of the track and supplies power to the entire track configuration.	<input type="checkbox"/> White <input checked="" type="checkbox"/> Black	83-3CFPW 83-3CFPB
Dead End		The dead end connects at the end of the track and completes the track with a clean finish.	<input type="checkbox"/> White <input checked="" type="checkbox"/> Black	83-3CDEW 83-3CDEB
Straight Connector		The straight connector joins two separate pieces of track together.	<input type="checkbox"/> White <input checked="" type="checkbox"/> Black	83-3CSCW 83-3CSCB
Straight Connector Feed		The straight connector feed connects in the middle of two track pieces and supplies power to the entire track configuration. You can use a straight connector feed instead of a regular feed piece.	<input type="checkbox"/> White <input checked="" type="checkbox"/> Black	83-3CSFW 83-3CSFB
Corner Connector		The corner connector is used to connect two pieces of track in a corner configuration. These pieces are available in both right and left. A corner connector also provides power to the track.	<input type="checkbox"/> Left, White <input type="checkbox"/> Right, White <input checked="" type="checkbox"/> Left, Black <input checked="" type="checkbox"/> Right, Black	83-3CLCW 83-3CRCW 83-3CLCB 83-3CRCB
T Connector		The T connector is used to connect three pieces of track in a T configuration. A T connector also supplies power to the track.	<input type="checkbox"/> White <input checked="" type="checkbox"/> Black	83-3CTCW 83-3CTCB
Cross Connector		The cross connector is used to connect four pieces of track in a cross configuration. The cross connector also supplies power to the track.	<input type="checkbox"/> White <input checked="" type="checkbox"/> Black	83-3CCCW 83-3CCCB
Adaptor		<p>The adaptor is a clip-in device which comes as standard on every Faze track fitting. This device is used to connect the luminaire to the track.</p> <p>The adaptor can carry fittings of 5kg or less.</p>	<input type="checkbox"/> White <input checked="" type="checkbox"/> Black	N/A <i>Preassembled on fitting.</i>
Wire Suspension Kit		The wire suspension kit is used to suspend the track configuration.	<input type="checkbox"/> White <input checked="" type="checkbox"/> Black	83-3CWSUPW 83-3CWSUPB
Universal Fixing Piece		A universal fixing piece can be used to mount the track in a fixed position.	<input type="checkbox"/> White <input checked="" type="checkbox"/> Black	83-3CUFW 83-3CUFB